

ID2Q

INDESIGN TO QUARKXPRESS CONVERSION TOOL



DISCLAIMERS

©1993-2009. All rights reserved.

Printed in the United States of America. Quark, QuarkXPress, and QuarkXTensions are registered trademarks of Quark, Inc. Apple and Macintosh are registered trademarks of Apple Computer, Inc. Adobe InDesign is a registered trademark of Adobe Systems, Inc. Information in the document is subject to change without notice and does not represent a commitment on the part of Markzware. No part of this manual may be reproduced or transmitted in any form or by any means, electronic or mechanical, including photocopying and recording, for any purpose without the expressed written permission of Markzware.

MARKZWARE DISCLAIMER

Markzware is not affiliated with Quark, Inc. or Adobe Systems, Inc. Markzware makes no warranties, expressed or implied, concerning the computer extensions, programs, and products, including, but not limited to, the implied warranty of merchantability and the implied warranty of fitness for a particular purpose. The entire risk as to the results and performance of the computer extensions, programs, and products listed in this manual is assumed by the user. In no event shall Markzware, its directors, officers, employees, or agents be liable to you for any consequential, incidental, or indirect damages (including damages for loss of business profits, business interruption, loss of business information, and the like) arising out of the use or inability to use the computer extensions, programs, and products listed in this manual even if Markzware has been advised of such damages. Because some states do not allow the exclusion or limitation of liability for consequential or incidental damages, the above may not apply to you. Markzware's liability to you for actual damages from any cause whatsoever, and regardless of the form of the action, whether in contract, tort (including negligence), product liability, or otherwise, will be limited to \$5.

APPLE DISCLAIMER

In no event will Apple Computer, Inc. be liable for direct, indirect, special, incidental, or consequential damages resulting from any defect in the software or its documentation, even if advised of the possibility of such damages. In particular, Apple shall have no liability for any programs or data stored in or used with Apple products, including the costs of recovering such programs or data.

QUARK DISCLAIMER

QUARK, INC. MAKES NO WARRANTIES, EITHER EXPRESSED OR IMPLIED, REGARDING THE ENCLOSED COMPUTER SOFTWARE PACKAGE, ITS MERCHANTABILITY, OR ITS FITNESS FOR ANY PARTICULAR PURPOSE. QUARK, INC. DISCLAIMS ALL WARRANTIES INCLUDING, BUT NOT LIMITED TO, THE WARRANTIES OF THE DISTRIBUTORS, RETAILERS AND DEVELOPERS OF THE ENCLOSED SOFTWARE.

WITHOUT LIMITING THE FOREGOING, IN NO EVENT SHALL QUARK, INC. BE LIABLE FOR ANY SPECIAL, INDIRECT, INCIDENTAL, OR CONSEQUENTIAL DAMAGES IN ANY WAY RELATING TO THE USE OR ARISING OUT OF THE USE OF THE ENCLOSED SOFTWARE. QUARK, INC.'S LIABILITY SHALL IN NO EVENT EXCEED FIFTY DOLLARS (\$50.00)

THE EXCLUSION OF IMPLIED WARRANTIES AND/OR THE EXCLUSION OR LIMITATION OF INCIDENTAL OR CONSEQUENTIAL DAMAGES IS NOT ALLOWED IN SOME AREAS, SO THESE EXCLUSIONS AND LIMITATIONS MAY NOT APPLY TO YOU.

ADOBE DISCLAIMER

In no event will Adobe Systems, Inc. be liable for direct, indirect, special, incidental, or consequential damages resulting from any defect in the software or its documentation, even if advised of the possibility of such damages. In particular, Adobe shall have no liability for any programs or data stored in or used with Adobe products, including the costs of recovering such programs or data.

Table of Contents

System Requirements	1
Converting an InDesign® Document	2
Batch Processing	2
Conversion Options	3
Text Attributes	3
Picture Previews	3
Additional Options.....	4
Missing Fonts.....	4
Conversion Status Bar	4

ID2Qv4

System Requirements

ID2Qv4 is a Quark XTension which resides within the operating environment of QuarkXPress with the following requirements:

Macintosh OS

- Mac OS X 10.4.11 or later
- PowerPC-based Mac OS-compatible computer/ Intel Mac
- Available RAM for QuarkXPress
- Available hard disk space for QuarkXPress installation
- QuarkXPress 7.x or 8.x application

Windows

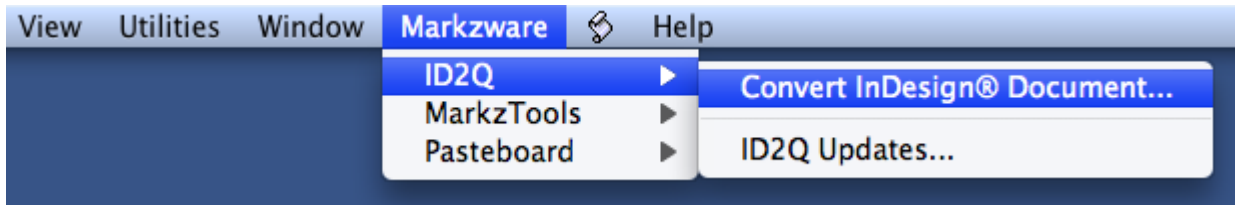
- Windows XP
- Available RAM for QuarkXPress
- Available hard disk space for QuarkXPress installation
- QuarkXPress 7.x or 8.x application

I

Converting an InDesign® Document

Select “Convert InDesign® Document...” from the Markzware->ID2Q” menu, locate and select the InDesign document you wish to convert:

Note: If the “Markzware” menu does not appear or the ID2Q menu item under the Markzware menu does not appear then the XTension has not loaded properly. Please make sure that you have loaded the correct XTension for the version of Quark you are using. If you still have problems, please visit our website and fill out our [Tech Support Request Form](#).



Tip! - Clicking on the ID2Q Updates menu item will take you to the area on Markzware’s website where you can download the latest version of ID2Q.

Batch Processing

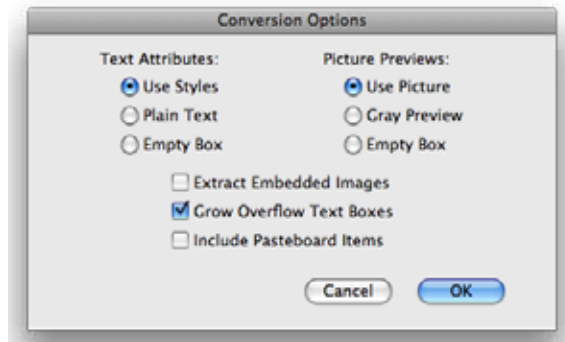
You may select one or more files to convert. Once all of your InDesign documents have been added to the list, click the “Open” button to begin processing.

On Mac OS X hold down the Apple Key and click on the files you wish to select.

Under Windows hold down the Control Key and click on the files you wish to select.

Conversion Options

Before the actual conversion takes place, the “**Conversion Options**” window will appear allowing you to select from several features. Note that during batch processing the selected options will apply to all converted documents.



Click the “Cancel” button to abort the entire conversion process.

Text Attributes

The “**Use Styles**” option converts all text and paragraph attributes for all stories in the document.

The “**Plain Text**” option converts all text but ignores the text and paragraph attributes used in the InDesign document and instead uses the default attributes of QuarkXPress.

The “**Empty Box**” option converts all text boxes by discarding all text stories, thus forming a document which serves as a “template”.

Picture Previews

The “**Use Picture**” option converts all image previews in the document.

The “**Gray Preview**” option converts all picture boxes using a simple gray preview which serves as “place holder” for each image. The image links will be retained and can be later updated by selecting the “Picture Usage” menu option located under the “Utilities” menu in QuarkXPress.

The “**Empty Box**” option converts all picture boxes by discarding all picture previews, as well as their links, thus forming a document which serves as a “template”.

Additional Options

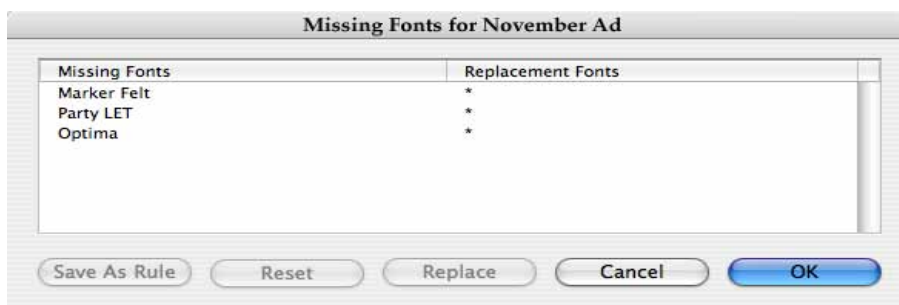
The “**Extract Embedded Images**” option saves to disk new image files by extracting the images stored within the InDesign document.

The “**Grow Overflow Text Boxes**” option resizes a text box in order to eliminate text overflow. ID2Q does this by using a repetitive calculation of increasing the height of the text box 4 pts and the width 1 pt, doing so up to four times until the overflow has ceased.

The “**Include Pasteboard Items**” includes items on the pasteboard. This item is off by default and is normally not used as most people only wish to convert items within the page boundaries.

Missing Fonts

If you convert an InDesign document which uses fonts not currently available, (i.e., the fonts are missing or inactive), QuarkXPress will display its “**Missing Fonts**” window allowing you to substitute the fonts:



Conversion Status Bar

The Conversion Status Bar displays the percentage of the completed amount of the conversion in progress. Type command-period at any time to abort the conversion process.

